3rd CIRCULAR, March. 15, 2017

http://2017.khupo.org

KHUPO 17TH ANNUAL INTERNATIONAL PROTEOMICS CONFERENCE

「Next Generation Proteomics」

March 30(Thu) - 31(Fri) 2017

International Cooperation Building, KIST, Seoul

THE KOREAN HUMAN PROTEOME ORGANIZATION

CONTENTS

Welcome message 3

General Information 4

Organizing Committee 5

Program at a glance 6

Plenary Lectures 7

Symposia 8

Corporate Workshop 11

Young Scientists 11

Poster Session 12

Award Information 13

Exhibition 14

Sponsors 15

Venue & Transportation 16

Conference Poster 20

WELCOME MESSAGE

Dear Colleagues,

We are delighted to announce that the Korean Human Proteome Organization (KHUPO) 17th Annual International Proteomics Conference will be held at KIST International Convention Center in Seoul, Korea from 29 to 31, March 2017. On behalf of the Organizing Committee of the KHUPO, I would like to cordially invite all the speakers and participants from the abroad and domestic in this 17th Annual International Conference. We come together annually to discuss about the most recent advances in proteomics technology and its present and future applications to clinical fields.

The theme of this year is "Next Generation Proteomics". For this meeting, four plenary lectures and six symposia are planned and numerous distinguished scientists in the field were invited. The session for young scientists is also included to encourage the junior scientists. I am very confident that this meeting will provide an excellent opportunity to share the prominent results of proteomics and protein based translational research at this flower blooming beautiful place.

As KHUPO is already entering its 17th year of maturation, I hope all the efforts and activities of KHUPO will serve as the main core for the human health by exploring the translational relevancy of all proteins and their variants to human biology and disease.

Finally, I welcome you all and hope that 17th Annual International Conference of KHUPO serves as a major scientific forum for the concerted research among proteome scientists and clinicians, linking between Korea and the rest of the world.

With best wishes,

Park Byoung Chul

Byoung Chul Park, Ph.D.

President, The Korean Human Proteome Organization
Principal Research Scientist, KRIBB
Professor, University of Science and Technology

GENERAL INFORMATION

Conference Information

▪ Date	March **30** (Thusday) – **31** (Friday) 2017
	MaxQuant Workshop | March **29**(Wednesday) 2017
▪ Venue	International Cooperation Building, KIST, Seoul, Korea
▪ Theme	**Next Generation Proteomics**
▪ Official Language	English
▪ Organizer	The Korean Human Proteome Organization (KHUPO)
▪ Website	2017.khupo.org

Contact Us

The Korean Human Proteome Organization (KHUPO)

Rm#422, Industry-University Building, Yonsei University

50 Yonsei-ro, Sudeamoon-gu, Seoul, 03722, Korea

Tel 82-2-393-8328 Fax 82-2-393-6589 E-mail admin@khupo.org

URL http://www.khupo.org

ORGANIZING COMMITTEE

President	Byoung Chul Park (Korea Research Institute of Bioscience & Biotechnology)
Vice President	Jong Hoon Park (Sookmyung Women's University) Sang Won Kang (Ewha Womans University) Je-Yoel Cho (Seoul National University) Jin Han (Inje University) Hun Choi (SCINCO Co. Ltd)
Secretary General	Cheolju Lee (Korea Institute of Science and Technology)
Secretary of Academic Affair	Kwang Pyo Kim (Kyung Hee University) Kwang-Hee Bae (Korea Research Institute of Bioscience & Biotechnology)
Member of Academic Affair	Jeehyeon Bae (Chung-Ang University) J. Eugene Lee (Korea Research Institute of Standards and Science) Jun-Seok Lee (Korea Institute of Science and Technology)
Secretary of Planning	Yun-Han Lee (Yonsei University) Jin Young Kim (Korea Basic Science Institute)
Secretary of Financial Affair	Hyun Joo An (Chungnam National University) Jong-Soon Choi (Korea Basic Science Institute)
Secretary of Editorial Affair	Hookeun Lee (Gachon University) Byong Chul Yoo (National Cancer Center)
Secretary of Education	Jae Ho Kim (Pusan National University) Jeong Hee Moon (Korea Research Institute of Bioscience & Biotechnology)
Secretary of Intl. Cooperation	Ji Eun Lee (Korea Institute of Science and Technology) Kang-Sik Park (Kyung Hee University)
Secretary of Membership	Sayeon Cho (Chung-Ang University) Hye-Jung Kim (KBIO New Drug Development Center)
Secretary of Advertising	Sung Goo Park (Korea Research Institute of Bioscience & Biotechnology) Kyunghee Byun (Gachon University)
Secretary of Public Relation	Seok Jeong (Dong-il SHIMADZU) Byung-Hee Shin (SCIEX Korea)
Chair, Committee for Election Affair	Tae-Hoon Lee (Chonnam National University)
Chair, Committee for Fund-Raising Affair	Bonghee Lee (Gachon University)

PROGRAM AT A GLANCE (DRAFT)

Time	March 30(Thur)	March 31(Fri)
08:00	Registration (08:00-18:00)	Registration (08:00-18:00)
	Morning Coffee (08:30-09:00)	Morning Coffee (08:30-09:10)
09:00	Opening Ceremony (09:00-09:10)	
	PL-1 (09:10-09:50)	PL-3 (09:10-09:50)
	Break (09:50-10:00)	Break (09:50-10:00)
10:00	SYM-1 Extracellular vesicle proteomics (10:00-11:10)	SYM-4 Chromosome-centric Human Proteome Project(C-HPP) (10:00-11:10)
11:00	Break (11:10-11:20)	Break (11:10-11:20)
	SYM-2 Bioinformatics for quantitative omics (11:20-12:30)	SYM-5 Mass spectrometry imaging for biomedical and pharmacological applications (11:20-12:30)
12:00	Corporate Workshop - 1 (12:30-13:10)	Corporate Workshop - 2 (12:30-13:10)
13:00	Break (13:10-13:20)	Break (13:10-13:20)
	Poster (13:20-15:30) / Exhibition Tour (13:20-15:30)	Poster (13:20-15:30) / Exhibition Tour (13:20-15:30) / Young Scientists (14:20-15:30)
14:00		
15:00	Break (15:30-15:40)	Break (15:30-15:40)
	PL-2 (15:40-16:20)	PL-4 (15:40-16:20)
16:00	Break (16:20-16:30)	Break (16:20-16:30)
17:00	SYM-3 Comparative proteomics and genomics (16:30-18:00)	SYM-6 Recent advances in proteomic technologies from sample preparation to data analysis (16:30-18:00)
18:00	General Assembly (18:00-18:20)	Awards & Closing Remark (18:00-18:20)
	Reception (18:20, Invited only)	

* This schedule is subject to change without notice

PLENARY LECTURES

PL-1

March 30(Thu)
09:10-09:50

Chair | **Myeong-Hee Yu** (Korea Institute of Science and Technology, Korea)

Proteogenomics: New Era of Opportunities in Cancer Biology and Precision Medicine

Henry Rodriguez
National Cancer Institute, National Institutes of Health, USA

PL-2
March 30(Thu)
15:40-16:20

Chair | **Ho Jeong Kwon** (Yonsei University, Korea)

NMDA receptor dysfunction in autism spectrum disorders

Eunjoon Kim
Institute for Basic Science, and Korea Advanced Institute of Science and Technology, Korea

PL-3
March 31(Fri)
09:10-09:50

Chair | **Bonghee Lee** (Gachon University, Korea)

A novel data-independent acquisition (DIA) mass spectrometry approach integrated with RNA-seq for deep proteogenomic profiling

Akhilesh Pandey
Johns Hopkins University School of Medicine, USA

PL-4
March 31(Fri)
15:40-16:20

Chair | **Byoung Chul Park** (Korea Research Institute of Bioscience & Biotechnology, Korea)

Current identities of phosphoinositide-specific phospholipase C isozymes

Pann-Ghill Suh
Ulsan National Institute of Science and Technology, Korea

SYMPOSIA

Symposium 1 Extracellualr vesicle proteomics

Mar 30 (Thu) 10:00-11:10

Chairs: **Yong Sonng Gho** *(POSTECH, Korea)*
Sang Won Kang *(Ewha Womans University, Korea)*

SYM1-1	10:00-10:17	Identification of Developmental Endothelial Locus-1 on Circulating Extracellular Vesicles as a Novel Biomarker for Early Breast Cancer Detection **Moon-Chang Baek** (*Kyungpook National University School of Medicine, Korea)*
SYM1-2	10:17-10:34	Exosome for Membrane Protein Therapeutics **In-San Kim** *(Korea Institue of Science & Technology and KU-KIST School, Korea University, Korea)*
SYM1-3	10:34-10:51	Exosome engineering for protein delivery via optogenetic approach **Chulhee Choi** *(Korea Advanced Institute of Science and Technology, Korea)*
SYM1-4	10:51-11:08	The functional proteome transportation via exosomes in the tumor microenvironment **Tong Wang** *(Jinan University, China)*

Symposium 2 Bioinformatics for quantitative omics

Mar 30 (Thu) 11:20-12:30

Chairs: **Eunok Paek** *(Hanyang University, Korea)*
J. Eugene Lee *(Korea Research Institute of Standards and Science, Korea)*

SYM2-1	11:20-11:39	The Perseus Computational Platform for Comprehensive Analysis of Large-scale (Prote)Omics Data **Juergen Cox** *(Max Planck Institute of Biochemistry, Germany)*
SYM2-2	11:39-11:57	Network analysis of big proteomic data **Daehee Hwang** *(Daegu Gyeongbuk Institute of Science and Technology, Korea)*
SYM2-3	11:57-12:15	Integration of proteomics data into UniProtKB **Emanuele Alpi** *(EMBL-EBI, UK)*
SYM2-4	12:15-12:30	Bioinformatics and Application of Next-Generation Sequencing to Rare Diseases **Namshin Kim** *(Korea Research Institute of Bioscience and Biotechnolgy, Korea)*

Symposium 3 Comparative proteomics and genomics

Mar 30 (Thu) 16:30-18:00

Chairs: **Dennis Kappei** *(National University of Singapore, Singapore)*
Je-Yoel Cho *(Seoul National University,Korea)*

SYM3-1	16:30-16:50	Phylointeractomics reconstructs functional evolution of protein binding **Dennis Kappei** *(National University of Singapore, Singapore)*
SYM3-2	16:50-17:05	Development of tissue-based proteome map of Canis (Beagle) **Hoo-Keun Lee** *(College of pharmacy, Gachon University, Korea)*
SYM3-3	17:05-17:25	Synaptic pathology of Alzheimer's disease: genomics and proteomics studies **Hwan-Ching Tai** *(National Taiwan University, Taiwan)*
SYM3-4	17:25-17:40	Prediction of Protein Variants by RNA Editomes in a Companion Dog **Keun-Soo Kang** *(Dankook University, Korea)*
SYM3-5	17:40-18:00	CIS is a potent checkpoint in NK cell-mediated tumor immunity **Laura Francesca Dagley** *(The Walter and Eliza Hall Institute of Medical Research(WEHI), Australia)*

Symposium 4 Chromosome-centric Human Proteome Project(C-HPP)

Mar 31(Fri) 10:00-11:10

Chairs: **Young-Ki Paik** *(Yonsei University, Korea)*
Min-Sik Kim *(Kyunghee University, Korea)*

SYM4-1	10:00-10:13	Missing proteins identified from the haploid cell lines **Min-Sik Kim** *(Kyunghee University, Korea)*
SYM4-2	10:13-10:26	Discovery of Protein Variants from Human Brain Tissues using Customized Databases from GENCODE and neXtProt with Mass Spectrometry **Heeyoun Hwang** *(Korea Basic Science Institute, Korea)*
SYM4-3	10:26-10:39	The current state of C-HPP and development of bioinformatic tools for identifying missing proteins **Seul-Ki Jeong** *(Yonsei University, Korea)*
SYM4-4	10:40-11:10	Roundtable discussion on the current status of the C-HPP and its future **Young-Ki Paik, Je-Yoel Cho, Jong Shin Yoo, Akhilesh Pandey, Min-Sik Kim**

Symposium 5 Mass spectrometry imaging for biomedical and pharmacological applications

Mar 31(Fri) 11:20-12:30

Chairs: **Seo Jong Bok** *(Korea Basic Science Institute, Korea)*
Sung Goo Park *(Korea Research Institute of Bioscience & Biotechnology, Korea)*

SYM5-1	11:20-11:37	Unraveling amyloid beta-pathology in Alzheimer's Disease with MALDI Imaging Mass Spectrometry **Masaya Ikegawa** *(Doshisha University, Japan)*
SYM5-2	11:37-11:54	Visualization of bioactive hormones in tissues by mass spectrometry **Yuki Sugiura** *(School of Medicine, Keio University, Japan)*
SYM5-3	11:54-12:11	Defining and Supporting Integrated Strategies for Integrated Systems Biology through High Performance MALDI Imaging **Easterling Michael** *(Bruker Daltonics Inc, USA)*
SYM5-4	12:11-12:28	Altered spatial distribution of lipids on aged kidney revealed by MALDI imaging **Kwang Pyo Kim** *(Kyung Hee University, Korea)*

Symposium 6 Recent advances in proteomic technologies from sample preparation to data analysis

Mar 31(Fri) 16:30-18:00

Chairs: **Jong Shin Yoo** *(Korea Basic Science Institute, Korea)*
Hyun Joo An *(Chungnam National University, Korea)*

SYM6-1	16:30-16:48	Identification of Hypoxia-Induced Alternative Splicing Using Proteomics Approach **Pang-Hung Hsu** *(National Taiwan Ocean University,Taiwan)*
SYM6-2	16:48-17:06	Phosphoproteomic profiling of ERK MAP kinase signaling reveals a role of phosphorylation in the interaction of nucleoporins with transport factors **Seisuke Hattori** *(Kitasato University,Japan)*
SYM6-3	17:06-17:24	Applications of proteome analysis and mass spectrometry to laboratory medicine **Fumio Nomura** *(Chiba University Hospital,Japan)*
SYM6-4	17:24-17:42	PTM Bioinformatics: from phosphoproteomics to proteogenomics **Yu Xue** *(Huazhong University of Science and Technology,China)*
SYM6-5	17:42-18:00	Proteomic-scale approaches for identifying reversible and irreversible cysteine redox post-translational modifications in myocardial ischemia / reperfusion **Stuart J. Cordwell** *(The University of Sydney, Australia)*

CORPORATE WORKSHOP

Workshop - 1 **Bruker Korea Co., Ltd**

Mar 30(Thu) 12:30-13:10

CW-1 12:30-13:10 Introduction of new FTMS landscape with ease of usage for various applications
Easterling Michael *(Bruker Daltonics Inc, USA)*

※ Lunch Box will be given to all of participants in CW-1.

YOUNG SCIENTISTS SYMPOSIUM

YS	Date March 31 Time	Lecturer	Affiliation	Title
YS-1	14:20-14:30	Jua Lee	Chungnam National University	Revealing age- and region-specific map of glyco-conjugates in human brain tissue via neuroglycomic approach
YS-2	14:30-14:40	Chan Park	Yonsei University, Seoul	Proteome-wide analysis of RNA-dependent protein quality control in *E. coli*
YS-3	14:40-14:50	Seunghyup Jeong	GRAST, Chungnam National University	Intact glycopeptide analysis of targeted serum haptoglobin for gastric cancer biomarker discovery
YS-4	14:50-15:00	Ju Yeon Lee	Korea Research Institute of Bioscience and Biotechnology	Characterization of Site-Specific N-Glycopeptide Isoforms of α-1-Acid Glycoprotein from an Interlaboratory Study Using LC−MS/MS
YS-5	15:00-15:10	Hyosang Ahn	Lee Gil Ya Cancer and Diabetes Institute	RAGE ligands from macrophage are crucial factor in ischemia reperfusion injury of kidney
YS-6	15:10-15:20	Prashant Kaushal	Korea Institute of Science and Technology	GeliNrich- A gel based enrichment method for N-terminome analysis

POSTER SESSION

All Posters will be displayed for the entire duration of the conference in the Room 1, 2 at Cooperation Bldg. , KIST.

1. Poster Presentation No.

Poster Categories	Poster No.
SYM-1 : Extracellular vesicle proteomics	P1
SYM-2 : Bioinformatics for quantitative omics	P2-P5
SYM-3 : Comparative proteomics and genomics	P6-P19
SYM-4 : Chromosome-centric Human Proteome Project(C-HPP)	P20-P22
SYM-5 : Mass spectrometry imaging for biomedical and pharmacological applications	P23-P24
SYM-6 : Recent advances in proteomic technologies from sample preparation to data analysis	P25-P39
SYM-7 : Others	P40-P59

2. Poster Presentation Categories

- Presenting authors WILL BE REQUIRED to be present from 13:20 to 15:30 to answer questions.

Poster Categories	Date
SYM-1 : Extracellular vesicle proteomics	March 30 (Thu)
SYM-2 : Bioinformatics for quantitative omics	
SYM-3 : Comparative proteomics and genomics	
Others : P43,45,51-52,54-56	
SYM-4 : Chromosome-centric Human Proteome Project(C-HPP)	March 31 (Fri)
SYM-5 : Mass spectrometry imaging for biomedical and pharmacological applications	
SYM-6 : Recent advances in proteomic technologies from sample preparation to data analysis	
Others : P40-42,44,46-50,53,57-59	

- Because invited speakers will give scores in this time for the poster award, poster presenters should be in front of the poster board during this time.

3. Poster Size

90cm wide x 120cm high (Board size: 95cm wide x 165cm high)

4. Poster Installation and Removal

- Setup hours: March 30(Thu) 08:00 – 09:00
- Take down hours: March 31(Fri), after 18:00, any posters not removed by 18:00 will be discarded.
- Place : Room1-2, International Cooperation Building, KIST

AWARDS INFORMATION

sartorius **Young Scientist Awards**

- Qualification : Poster presenters
- The number of people : 20 people
- Award details : Cash prize and Certificate of award
- Date : March 31 (Fri) 18:00 (Awards & Closing Remarks)
- Reviewer : Invited Speakers at KHUPO 2017 conference
- Sponsor : Sartorius Korea Biotech Co., Ltd.

The winners of the poster awards should attend the closing ceremony at 18:00 on March 31(Fri).

EXHIBITION

1. Exhibition Information

- Date March 30 (Thu) – 31 (Fri), 2017
- Place International Cooperation Building, KIST, Seoul, Korea

2. Exhibitor Listing

Booth No.	Exhibitior	Booth No.	Exhibitior
1	CureBio. Co., Ltd.	10	CM Corportation Ltd.
2	Bioneer Corporation	11	Taeshinbioscience
3	Mettler Toledo	12	m.biotech
4	CHAYON Laboratories, Inc.	13	Thermo Fisher Scientific Korea
5,6	Bruker Korea Co., Ltd	14	SMAnalytical
7	Young In Frontier Limited Corp.	15,16	Dong-il SHIMADZU Corp.
8	Hanil Sci-Med Co., Ltd.	17	KOMABIOTECH
9	SeouLin Bioscience		

3. Floor plan

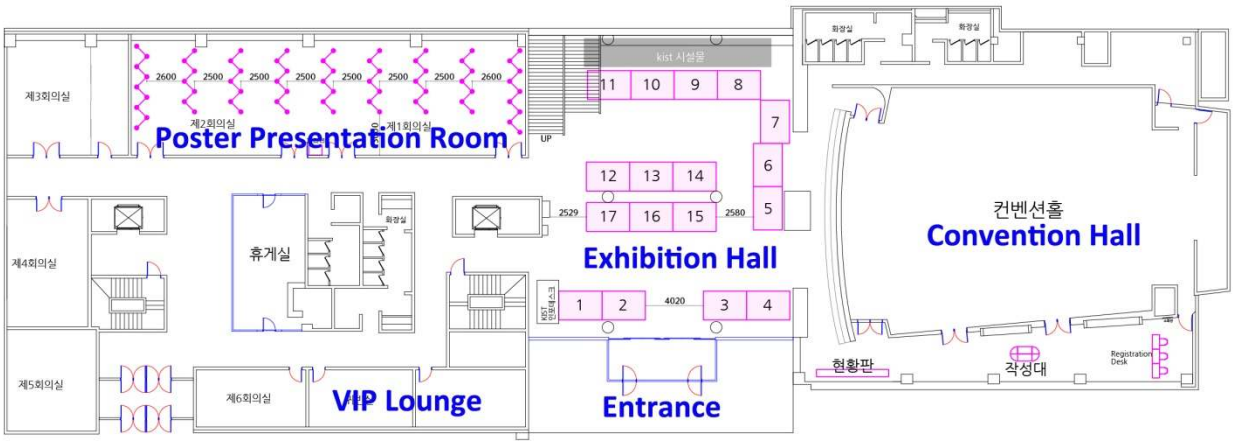

SPONSORS

Gold Sponsors

Dong-il SHIMADZU Corp.
BRUKER
scinco

Exhibitors

Dong-il SHIMADZU Corp.
BRUKER
scinco
ThermoFisher SCIENTIFIC
SLB
CM Corporation Ltd. Advanced Technology
TAESHIN BIO SCIENCE
m.biotech
BIONEER Innovation • Value • Discovery
영인프런티어
CHAYON LABORATORIES, INC 자연과학(주)
CureBio
biotechnology 고마바이오텍(주)
(주)한일사이메드
SMAnalytical 에스엠에널리티컬
METTLER TOLEDO

Sponsors and Advertising

sartorius
ThermoFisher SCIENTIFIC
Agilent Technologie
GENOTECH
BRUKER
scinco
Waters THE SCIENCE OF WHAT'S POSSIBLE.
보성과학(주) BOSUNG SCIENTIFIC
WELLS BIO
cellex
daho korea
쿡순당

VENUE & TRANSPORTATION

Venue | Convention Hall, International Cooperation Building, KIST

Korea Institute of Science and Technology (KIST)

Address : 5, Hwarang-ro 14-gil, Seongbuk-gu, Seoul, 02792, Korea
Subway station nearby KIST(north gate) is Sangwolgok Stn. Line #6

The KHUPO conference will be held at the Convention Hall, International Cooperation Bldg. of KIST.

Walking Time : North Gate to convention hall 15min; Middle Gate to convention hall 4 min

You can take off taxi at middle gate or north gate because taxi cannot pass inside of KIST.

KIST Main Campus Interactive Map

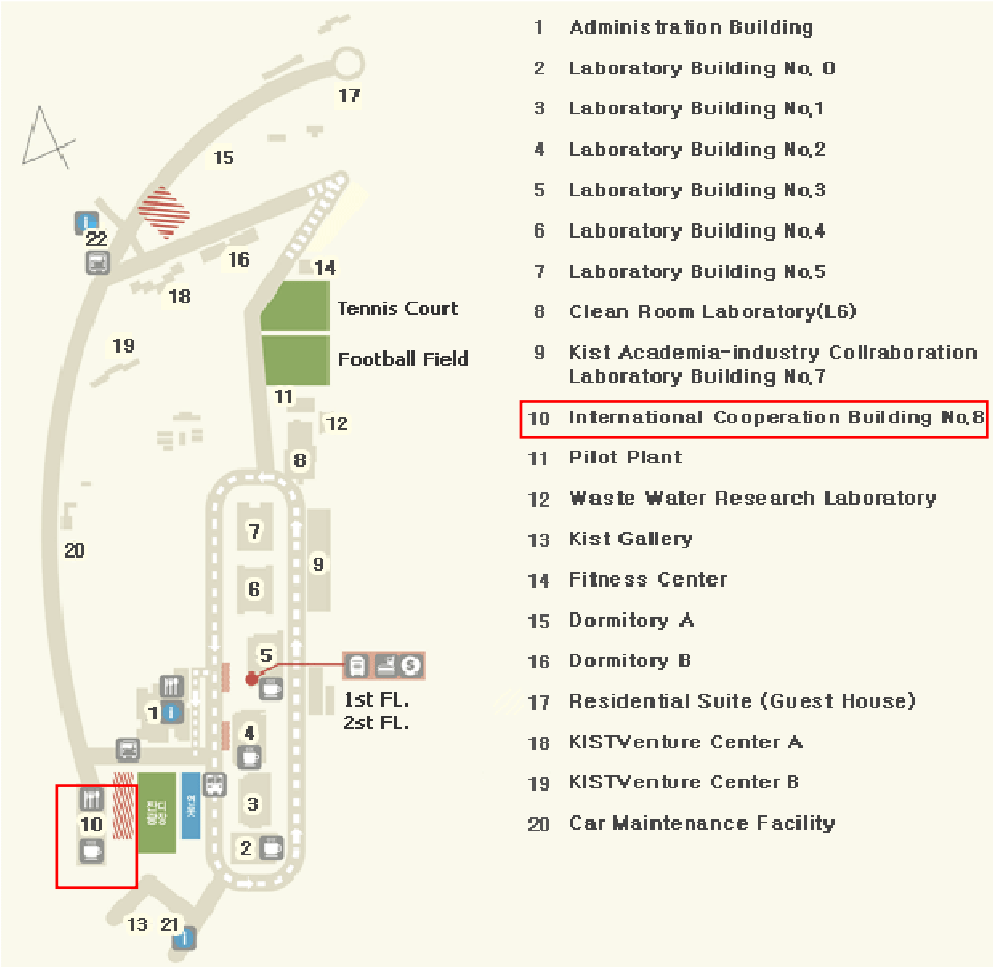

Transportation to KIST from Incheon International Airport

❑ [Recommended] By Airport Bus #6100 + Subway Line #6

Airport limousine buses leave regularly from the clearly marked stops outside the terminal building to designated stops in Seoul. The bus fare can be paid either in cash or with a credit card at the bus ticket booths. You can also pay the fare in cash when you get on the bus.

THE LOCATION OF LIMOUSINE BUS STOP

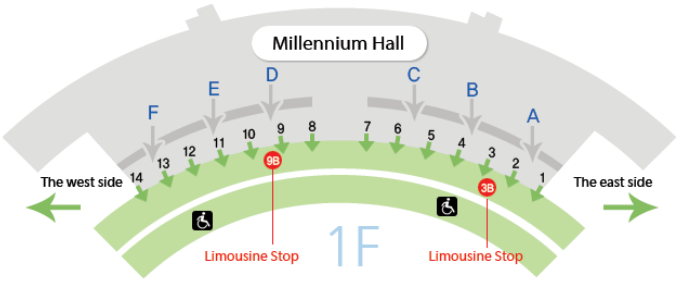

- Platform : Incheon International Airport 1F, 3B (The east side)
- Fare : KRW 16,000(limousine bus) + KRW 1,350(subway)
- Intervals : 15 – 20 min
- Operation Hours : 05:40 - 22:15
- Direction to KIST

① Take the airport limousine number 6100 to **Taereung station**(78min) and get off the bus here to **transfer to subway**. Enter Taereung underground subway station. This is **Line 6 (Tan-color line)** Be careful not to confuse with Line 7 (Green-color line), which also cross at Taereung station.

② On **Subway Line 6**, take the subway going in the Bulgwang station direction.

③ **Get off the subway at Sangwolgok station**, and exit through number **4 exit**.
Note The order of subway stations, which you will pass arriving at Sangwolgok, your final destination. (Taereung – Seokgye – Dolgoji – Sangwolgok)

④ Walk straight about 100m then turn left. Once you turn left, you will see the KIST main gate about 20m.

Route # 6100

❑ By Airport Railroad + Subway

Step 1 : Airport Railroad (The AREX Line Map)

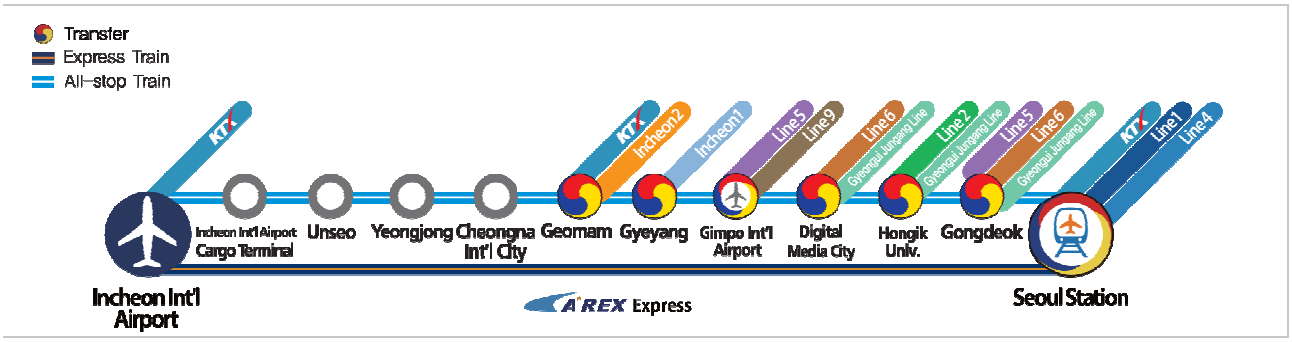

- The Airport Railroad Express (AREX) is also convenient because it follows a timetable. It operates between Incheon International Airport and Seoul Station, for which travel time is 53 minutes by commuter train and 43 minutes by express train.
- Fare : 4,150 KRW for commuter trains and 8,000 KRW won for express trains
- Ticket Purchase : Information Center(Seoul Stn., Incheon Int'l Airport Stn.) or Auto Ticket Machine

Express Train's Time Table

Incheon Int'l Airport				Seoul Station			
Departure time from Incheon Airport Stn.	Arrival time to Seoul Stn.	Departure time from Incheon Airport Stn.	Arrival time to Seoul Stn.	Departure time from Seoul Stn.	Arrival time to Incheon Airport Stn.	Departure time from Seoul Stn.	Arrival time to Incheon Airport Stn.
05:20	06:06	15:00	15:43	06:00	06:43	15:30	16:13
06:00	06:43	15:26	16:09	06:26	07:09	16:02	16:45
06:30	07:13	16:07	16:50	07:00	07:43	16:35	17:18
07:20	08:03	16:41	17:24	07:34	08:17	17:20	18:03
08:02	08:45	17:15	17:58	08:16	08:59	17:45	18:28
08:35	09:18	17:59	18:42	09:00	09:43	18:20	19:03
09:20	10:03	18:47	19:30	09:38	10:21	19:01	19:44
09:54	10:37	19:15	19:58	10:27	11:10	19:43	20:26
10:32	11:15	19:54	20:37	11:06	11:49	20:26	21:09
10:56	11:39	20:16	20:59	11:35	12:18	20:50	21:33
11:30	12:13	21:00	21:43	11:58	12:41	21:21	22:04
11:56	12:39	21:45	22:28	12:28	13:11	22:00	22:43
12:30	13:13	-	-	12:57	13:40	-	-
13:01	13:44	-	-	13:37	14:20	-	-
13:32	14:15	-	-	14:05	14:48	-	-
14:00	14:43	-	-	14:28	15:11	-	-
14:34	15:17	-	-	15:11	15:54	-	

Step 2 : Subway (The Subway Line Map)

From Seoul Station,

- Buy a ticket to Sangwolgok Station (Subway Line 6 (the Tan color line))
- Standard tickets can be purchased at the ticketing machines or at the ticket office.
- Board the train and get off at Dongmyo Station
- Transfer to Line 6 taking the Bonghwasan Station bound direction and get off at Sangwolgok (KIST) Station
- Exit the subway station through Exit 4
- Walk straight about 100 meters and turn left at the small street leading to KIST's north gate.

❑ By Taxi (Easiest option but expensive)

Taxis are conveniently located just outside the terminal building. The grey or white taxis are standard and somewhat cheaper than the black “deluxe” taxis. The deluxe taxis are a little more comfortable and drivers sometimes speak English, but the standard ones are perfectly adequate for most trips. Both taxi services operate on a metered system, but the passenger will also be responsible for the cost of highway tolls. The cost will vary depending on traffic conditions, but generally runs about 70,000 KRW for standard taxis and 90,000 KRW for black taxis.

For the taxi driver:

(우: 136-791) 서울특별시 성북구 화랑로 14 길 5

월곡역과 상월곡역 사이 하월곡삼거리 우회전 » KIST 북문에서 내려주세요

CONFERENCE POSTER